

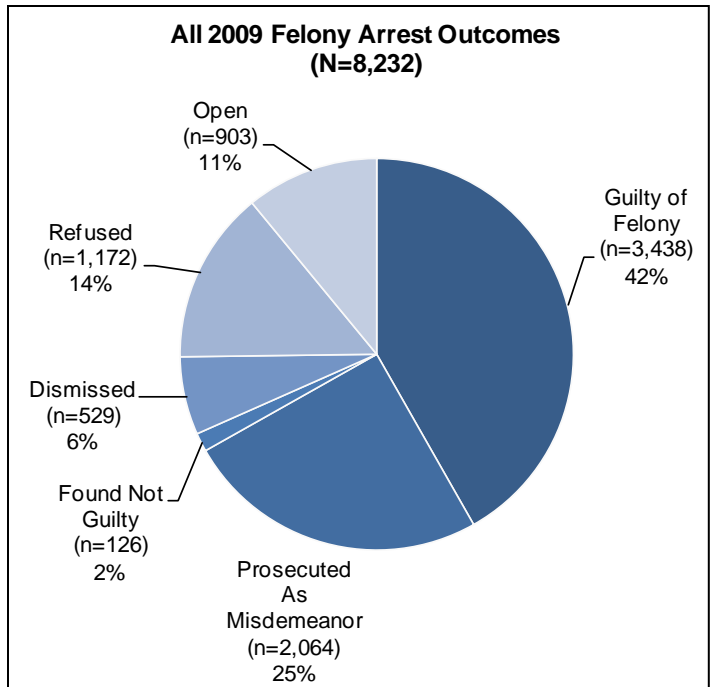
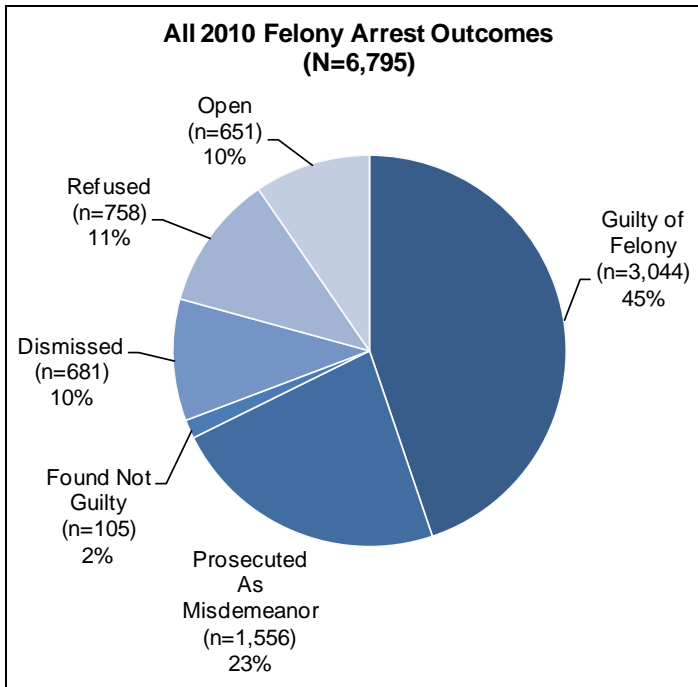


METROPOLITAN CRIME COMMISSION

Orleans Parish Criminal Justice System Accountability Report

MAY 2012 – Supplemental Exhibits and Statistics

2010 FELONY ARREST OUTCOMES ALL FELONY ARRESTS



2010 FELONY ARREST OUTCOMES AS OF MARCH 25, 2012

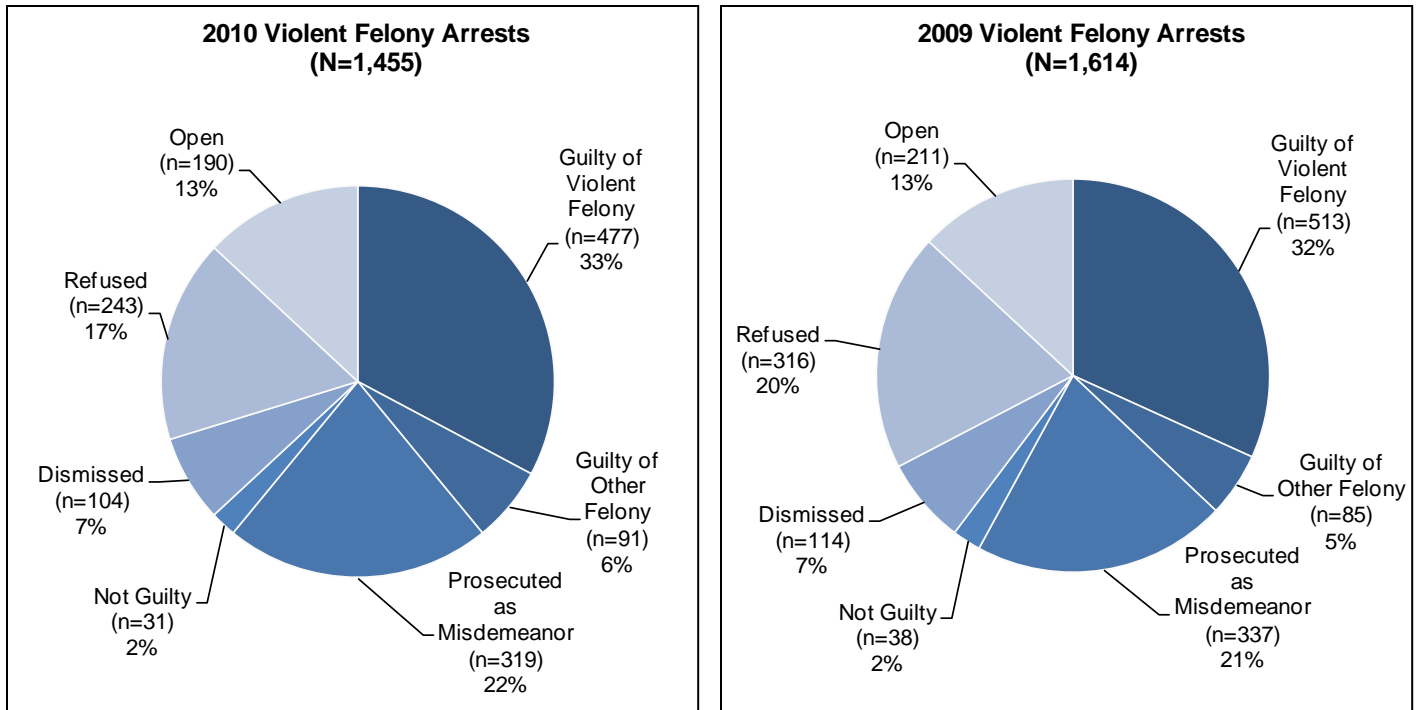
Most Serious Felony Arrest Charge

Arrest Outcome	Violent		Weapons		Property		Drug		Other		Total	
	N	%	N	%	N	%	N	%	N	%	N	%
Guilty of Violent Felony	477	33%	2	0%	22	1%	2	0%	6	1%	507	7%
Guilty of Weapons Felony	19	1%	176	26%	2	0%	1	0%	2	0%	200	3%
Guilty of Property Felony	46	3%	11	2%	689	39%	0	0%	3	1%	749	11%
Guilty of Drug Felony	6	0%	111	16%	8	0%	1289	55%	2	0%	1415	21%
Guilty of Other Felony	20	1%	2	0%	2	0%	3	0%	143	26%	170	3%
Total Guilty of Any Felony	568	39%	302	44%	723	41%	1295	56%	156	28%	3044	45%
Prosecuted as Misdemeanor	319	22%	160	23%	445	25%	386	17%	246	44%	1556	23%
Not Guilty	31	2%	13	2%	16	1%	37	2%	8	1%	105	2%
Dismissed	104	7%	60	9%	208	12%	278	12%	31	6%	681	10%
Refused/Not Accepted for Prosecution	243	17%	73	11%	241	14%	114	5%	87	16%	758	11%
Open	190	13%	74	11%	139	8%	220	9%	28	5%	651	10%
TOTAL	1455	100%	682	100%	1772	100%	2330	100%	556	100%	6795	100%

NOTE: "Other" felony arrests include charges such as crime against nature, escape, cruelty to a juvenile, failure to register as a sex offender, etc.

* 2009 statistics are offered for comparison purposes, for a full set of 2009 felony arrest outcomes see "Orleans Parish Criminal Justice System Accountability Report June 2011 – Supplemental Exhibits and Statistics" at <http://www.metropolitancrimecommission.org/html/documents/ORLEANS Parish HC JS ACCOUNTABILITY REPORT June 2011- Supplemental Exhibits.pdf>

2010 FELONY ARREST OUTCOMES VIOLENT FELONY ARRESTS



2010 VIOLENT FELONY ARREST OUTCOMES AS OF MARCH 25, 2012

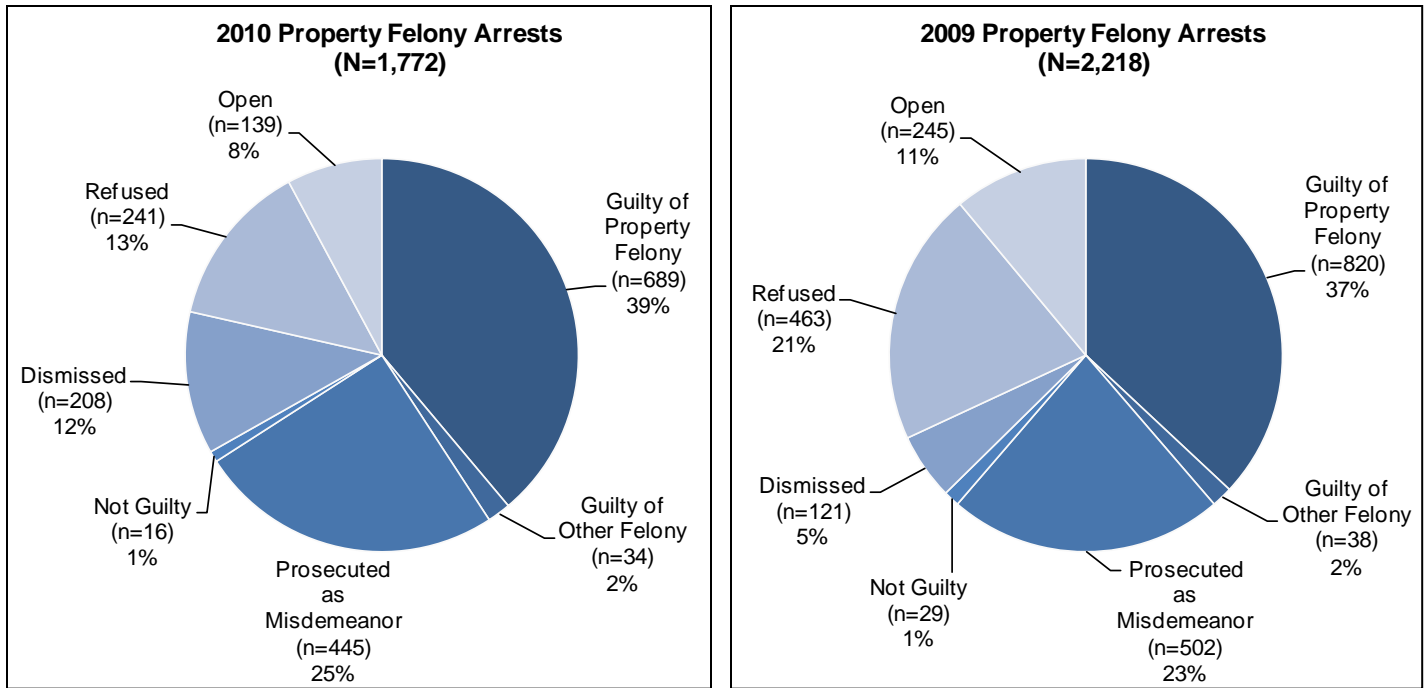
Arrest Outcome	Most Serious Felony Arrest Charge									
	Homicide		Rape/Sex Crime		Robbery		Other Violent		Total	
	N	%	N	%	N	%	N	%	N	%
Guilty of Homicide	16	14%	0	0%	1	0%	3	0%	20	1%
Guilty of Sex Offense	0	0%	32	22%	0	0%	2	0%	34	2%
Guilty of Robbery	0	0%	2	1%	152	49%	2	0%	156	11%
Guilty of Other Violent Felony	0	0%	16	11%	5	2%	246	28%	267	18%
Guilty of Other Felony	4	3%	8	5%	22	7%	57	6%	91	6%
Total Guilty of Any Felony	20	17%	58	40%	180	58%	310	35%	568	39%
Prosecuted as Misdemeanor	2	2%	3	2%	18	6%	296	33%	319	22%
Found Not Guilty	1	1%	7	5%	6	2%	17	2%	31	2%
Dismissed	12	10%	8	5%	24	8%	60	7%	104	7%
Refused	21	18%	41	28%	46	15%	135	15%	243	17%
Open	61	52%	29	20%	34	11%	66	7%	190	13%
Total	117	100%	146	100%	308	100%	884	100%	1455	100%

NOTE: "Other" violent felony crimes include aggravated battery, attempted murder, extortion, kidnapping, etc.

* 2009 statistics are offered for comparison purposes, for a full set of 2009 felony arrest outcomes see "Orleans Parish Criminal Justice Accountability Report June 2011 – Supplemental Exhibits and Statistics" at

<http://www.metropolitancrimecommission.org/html/documents/ORLEANSPARISHCJSACCOUNTABILITYREPORTJune2011-SupplementalExhibits.pdf>

2010 FELONY ARREST OUTCOMES PROPERTY FELONY ARRESTS



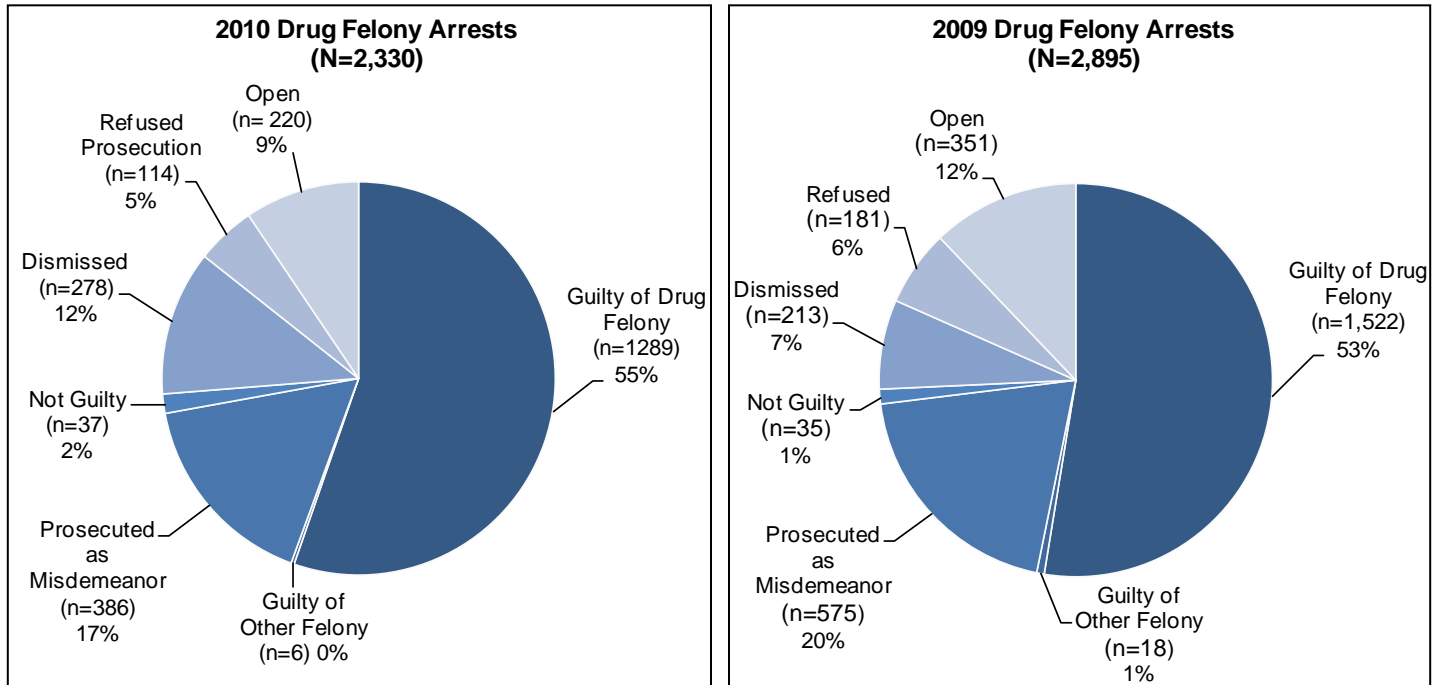
2010 PROPERTY FELONY ARREST OUTCOMES AS OF MARCH 25, 2012

Arrest Outcome	Most Serious Felony Arrest Charge									
	Burglary		Theft		Criminal Damage		Other Property		Total	
	N	%	N	%	N	%	N	%	N	%
Guilty of Burglary	274	54%	25	2%	2	1%	1	7%	302	17%
Guilty of Felony Theft	10	2%	344	34%	0	0%	1	7%	355	20%
Guilty of Felony Criminal Damage	3	1%	5	0%	15	6%	1	7%	24	1%
Guilty of Other Felony Property Offense	2	0%	2	0%	1	0%	3	21%	8	0%
Guilty of Other Felony	9	2%	16	2%	7	3%	2	14%	34	2%
Total Guilty of Any Felony	298	59%	392	39%	25	10%	8	57%	723	41%
Prosecuted as Misdemeanor	68	13%	212	21%	163	68%	2	14%	445	25%
Found Not Guilty	7	1%	9	1%	0	0%	0	0%	16	1%
Dismissed	66	13%	136	13%	5	2%	1	7%	208	12%
Refused/Not Accepted for Prosecution	31	6%	169	17%	40	17%	1	7%	241	14%
Open	36	7%	94	9%	7	3%	2	14%	139	8%
TOTAL	506	100%	1012	100%	240	100%	14	100%	1772	100%

NOTE: "Other" property offenses include crimes such as fraud and unauthorized entry into a business

* 2009 statistics are offered for comparison purposes, for a full set of 2009 felony arrest outcomes see "Orleans Parish Criminal Justice Accountability Report June 2011 – Supplemental Exhibits and Statistics" at <http://www.metropolitancrimecommission.org/html/documents/ORLEANSPARISHCJSACCOUNTABILITYREPORTJune2011-SupplementalExhibits.pdf>

2010 FELONY ARREST OUTCOMES DRUG FELONY ARRESTS



2010 DRUG FELONY ARREST OUTCOMES AS OF MARCH 25, 2012						
Most Serious Felony Arrest Charge						
Arrest Outcome	Drug Distribution		Drug Possession		Total	
	N	%	N	%	N	%
Guilty of Drug Distribution	391	42%	10	1%	401	17%
Guilty of Drug Possession	209	23%	679	48%	888	38%
Guilty of Other Felony	4	0%	2	0%	6	0%
Total Guilty of Any Felony	604	66%	691	49%	1295	56%
Prosecuted as Misdemeanor	131	14%	255	18%	386	17%
Found Not Guilty	15	2%	22	2%	37	2%
Dismissed	58	6%	220	16%	278	12%
Refused/Not Accepted for Prosecution	24	3%	90	6%	114	5%
Open	89	10%	131	9%	220	9%
TOTAL	921	100%	1409	100%	2330	100%

* 2009 statistics are offered for comparison purposes, for a full set of 2009 felony arrest outcomes see "Orleans Parish Criminal Justice Accountability Report June 2011 – Supplemental Exhibits and Statistics" at <http://www.metropolitancrimecommission.org/html/documents/ORLEANSPARISHCJSACCOUNTABILITYREPORTJune2011-SupplementalExhibits.pdf>