

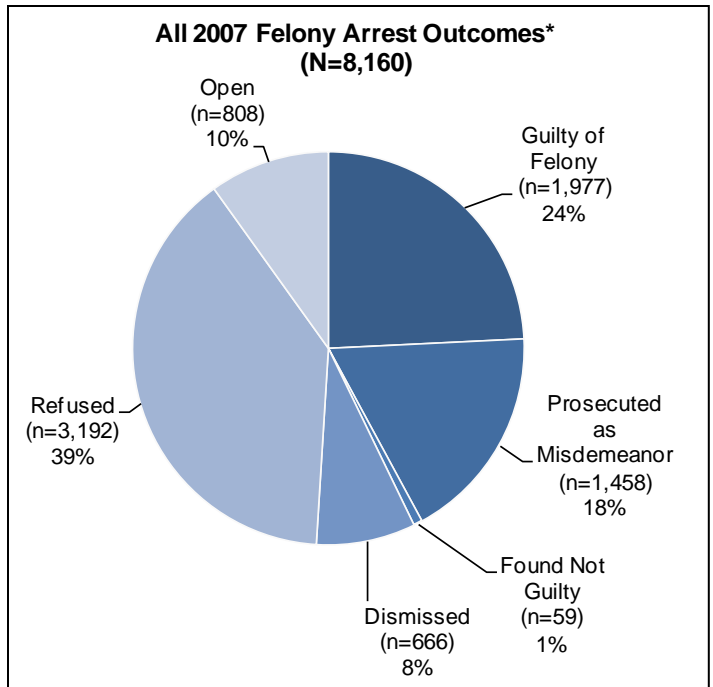
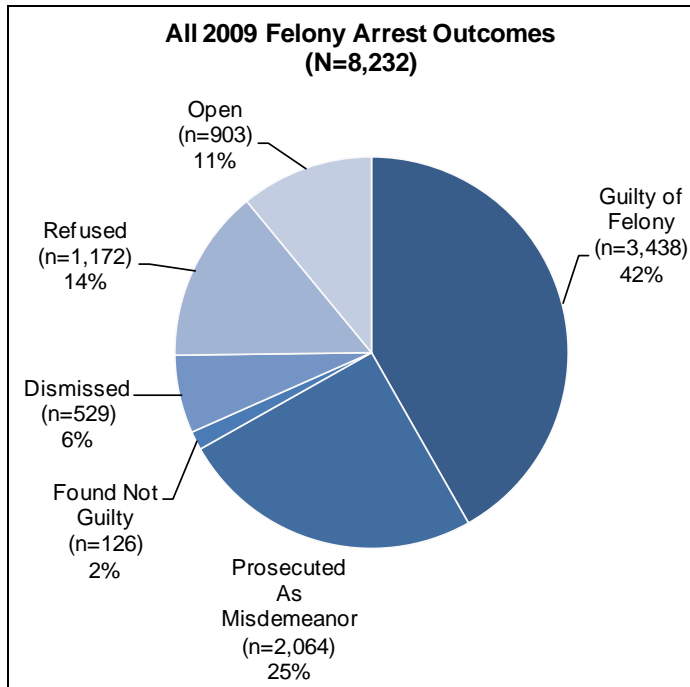


METROPOLITAN CRIME COMMISSION

Orleans Parish Criminal Justice System Accountability Report

JUNE 2011 – Supplemental Exhibits and Statistics

2009 FELONY ARREST OUTCOMES ALL FELONY ARRESTS



2009 FELONY ARREST OUTCOMES AS OF APRIL 2011

Most Serious Felony Arrest Charge

Arrest Outcome	Violent		Weapons		Property		Drug		Other		Total	
	N	%	N	%	N	%	N	%	N	%	N	%
Guilty of Violent Felony	513	32%	2	0%	9	0%	1	0%	6	1%	531	6%
Guilty of Weapons Felony	19	1%	174	23%	4	0%	3	0%	1	0%	201	2%
Guilty of Property Felony	34	2%	12	2%	817	37%	0	0%	2	0%	865	11%
Guilty of Drug Felony	11	1%	112	15%	22	1%	1522	53%	3	0%	1670	20%
Guilty of Other Felony	21	1%	0	0%	6	0%	14	0%	130	17%	171	2%
Total Guilty of Any Felony	598	37%	300	40%	858	39%	1540	53%	142	19%	3438	42%
Prosecuted as Misdemeanor	337	21%	215	29%	502	23%	575	20%	435	58%	2064	25%
Not Guilty	38	2%	17	2%	29	1%	35	1%	7	1%	126	2%
Dismissed	114	7%	68	9%	121	5%	213	7%	13	2%	529	6%
Refused/Not Accepted for Prosecution	316	20%	91	12%	463	21%	181	6%	121	16%	1172	14%
Open	211	13%	61	8%	245	11%	351	12%	35	5%	903	11%
TOTAL	1614	100%	752	100%	2218	100%	2895	100%	753	100%	8232	100%

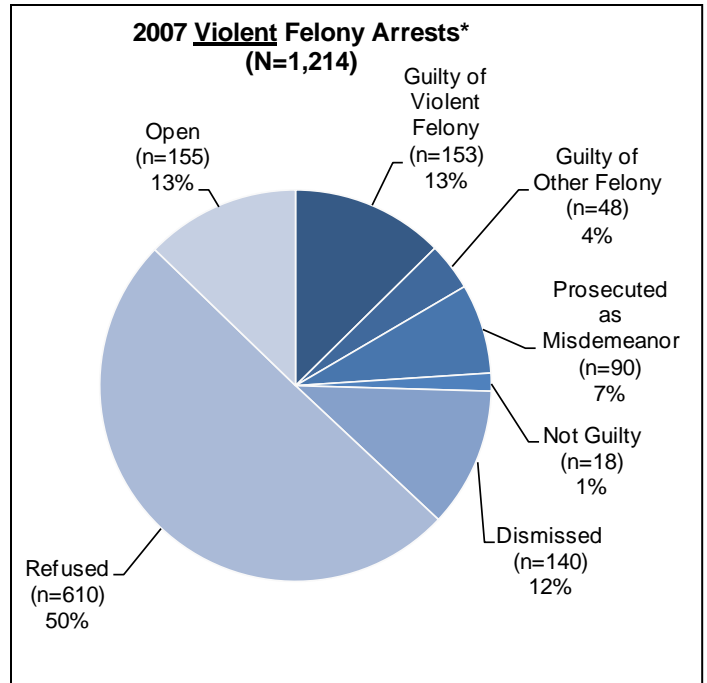
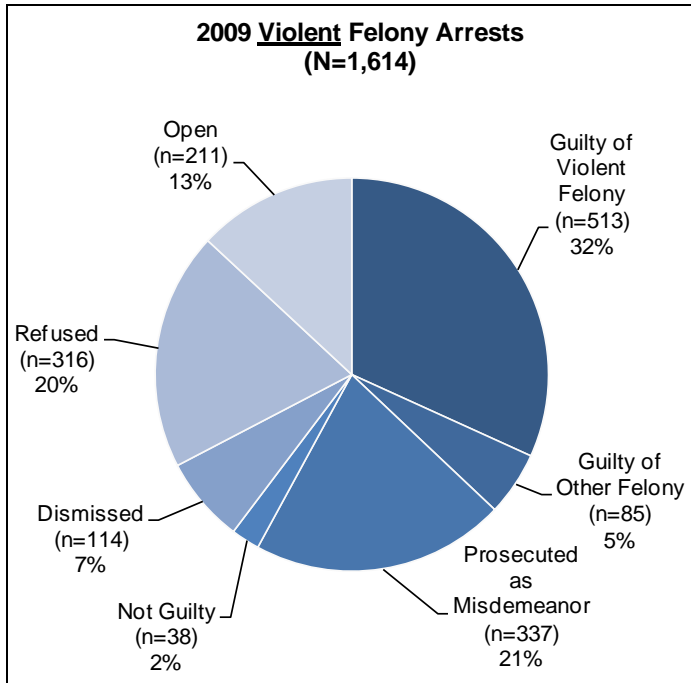
NOTE: "Other" felony arrests include charges such as crime against nature, escape, cruelty to a juvenile, failure to register as a sex offender, dog fighting, etc.

* 2007 statistics are offered for comparison purposes, for a full set of 2007 felony arrest outcomes see "Orleans Parish Criminal Justice Accountability Report Spring 2009 – Supplemental Exhibits and Statistics" at

<http://www.metropolitancrimecommission.org/html/documents/NOCJSOversightProjectSpring2009-SupplementalExhibits.pdf>

2009 FELONY ARREST OUTCOMES

VIOLENT FELONY ARRESTS



2009 VIOLENT FELONY ARREST OUTCOMES AS OF APRIL 2011

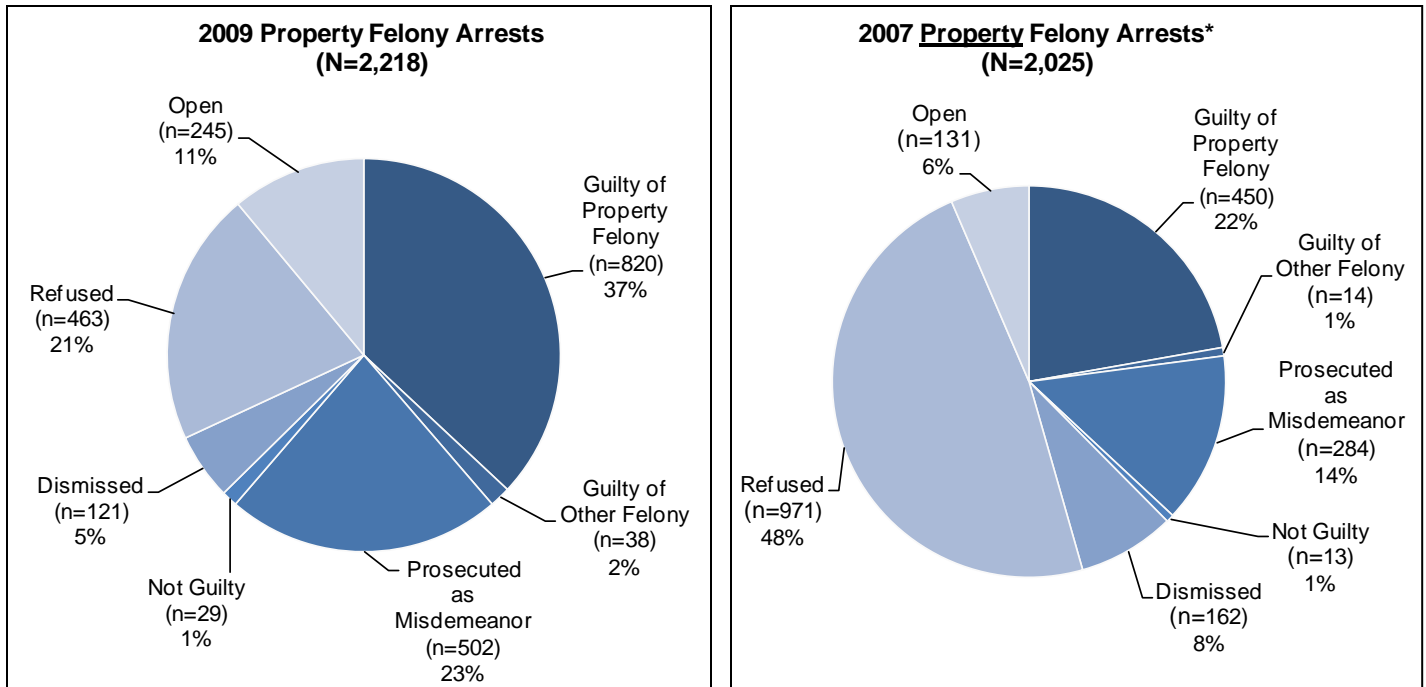
Most Serious Felony Arrest Charge

Arrest Outcome	Homicide		Rape/Sex Crime		Robbery		Other Violent		Total	
	N	%	N	%	N	%	N	%	N	%
Guilty of Homicide	37	25%	0	0%	1	0%	3	0%	41	3%
Guilty of Sex Offense	0	0%	23	18%	0	0%	1	0%	24	1%
Guilty of Robbery	1	1%	0	0%	180	50%	2	0%	183	11%
Guilty of Other Violent Felony	1	1%	11	9%	5	1%	248	25%	265	16%
Guilty of Other Felony	3	2%	8	6%	13	4%	61	6%	85	5%
Total Guilty of Any Felony	42	28%	42	33%	199	55%	315	32%	598	37%
Prosecuted as Misdemeanor	5	3%	7	5%	19	5%	306	31%	337	21%
Found Not Guilty	4	3%	3	2%	11	3%	20	2%	38	2%
Dismissed	4	3%	10	8%	39	11%	61	6%	114	7%
Refused	26	17%	42	33%	57	16%	191	20%	316	20%
Open	70	46%	24	19%	35	10%	82	8%	211	13%
Total	151	100%	128	100%	360	100%	975	100%	1614	100%

NOTE: "Other" violent felony crimes include aggravated battery, attempted murder, extortion, kidnapping, etc.

* 2007 statistics are offered for comparison purposes, for a full set of 2007 felony arrest outcomes see "Orleans Parish Criminal Justice Accountability Report Spring 2009 – Supplemental Exhibits and Statistics" at <http://www.metropolitancrimecommission.org/html/documents/NOCJSOversightProjectSpring2009-SupplementalExhibits.pdf>

2009 FELONY ARREST OUTCOMES PROPERTY FELONY ARRESTS



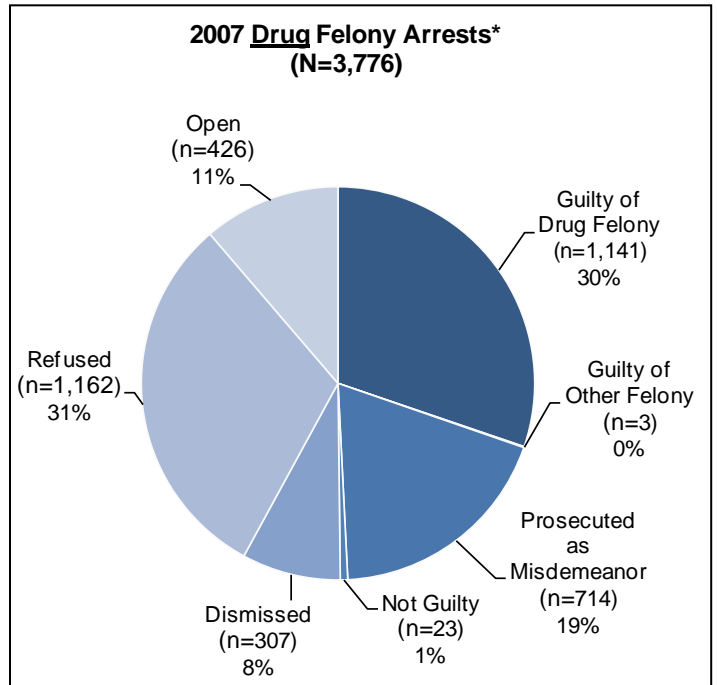
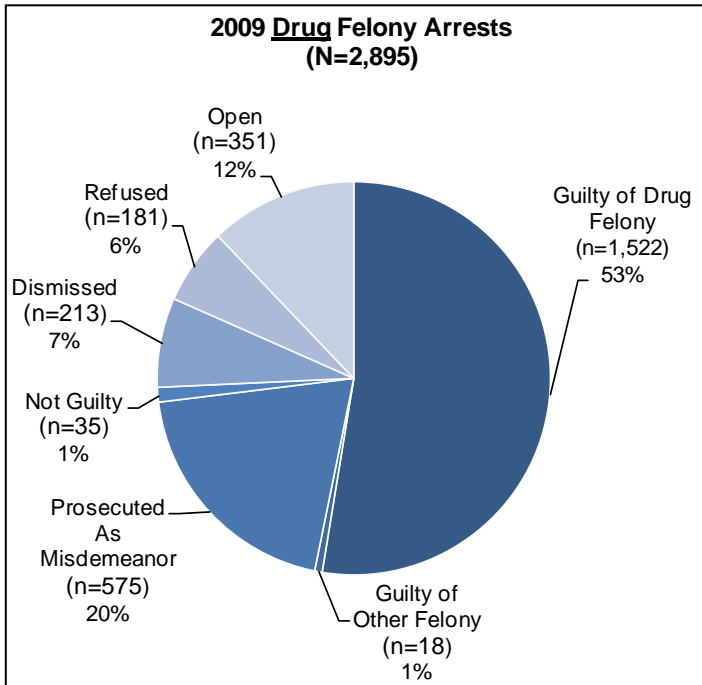
2009 PROPERTY FELONY ARREST OUTCOMES AS OF APRIL 2011

	Most Serious Felony Arrest Charge									
	Burglary		Theft		Criminal Damage		Other Property		Total	
Arrest Outcome	N	%	N	%	N	%	N	%	N	%
Guilty of Burglary	270	60%	21	1%	4	1%	2	11%	297	13%
Guilty of Felony Theft	13	3%	458	32%	1	0%	2	11%	474	21%
Guilty of Felony Criminal Damage	2	0%	5	0%	32	10%	0	0%	39	2%
Guilty of Other Felony Property Offense	4	1%	1	0%	1	0%	4	21%	10	0%
Guilty of Other Felony	4	1%	28	2%	6	2%	0	0%	38	2%
Total Guilty of Any Felony	293	65%	513	36%	44	13%	8	42%	858	39%
Prosecuted as Misdemeanor	36	8%	296	21%	166	51%	4	21%	502	23%
Found Not Guilty	7	2%	19	1%	2	1%	1	5%	29	1%
Dismissed	16	4%	95	7%	9	3%	1	5%	121	5%
Refused/Not Accepted for Prosecution	60	13%	307	22%	94	29%	2	11%	463	21%
Open	41	9%	188	13%	13	4%	3	16%	245	11%
TOTAL`	453	100%	1418	100%	328	100%	19	100%	2218	100%

NOTE: "Other" property offenses include crimes such as criminal trespass and unauthorized entry into a business

* 2007 statistics are offered for comparison purposes, for a full set of 2007 felony arrest outcomes see "Orleans Parish Criminal Justice Accountability Report Spring 2009 – Supplemental Exhibits and Statistics" at <http://www.metropolitancrimecommission.org/html/documents/NOC.JSOversightProjectSpring2009-SupplementalExhibits.pdf>

2009 FELONY ARREST OUTCOMES
DRUG FELONY ARRESTS



2009 DRUG FELONY ARREST OUTCOMES AS OF APRIL 2011						
Most Serious Felony Arrest Charge						
Arrest Outcome	Drug Distribution		Drug Possession		Total	
	N	%	N	%	N	%
Guilty of Drug Distribution	396	33%	10	1%	406	14%
Guilty of Drug Possession	276	23%	840	50%	1116	39%
Guilty of Other Felony	13	1%	5	0%	18	1%
Total Guilty of Any Felony	685	57%	855	51%	1540	53%
Prosecuted as Misdemeanor	220	18%	355	21%	575	20%
Found Not Guilty	19	2%	16	1%	35	1%
Dismissed	78	6%	135	8%	213	7%
Refused/Not Accepted for Prosecution	77	6%	104	6%	181	6%
Open	123	10%	228	14%	351	12%
TOTAL	1202	100%	1693	100%	2895	100%

* 2007 statistics are offered for comparison purposes, for a full set of 2007 felony arrest outcomes see "Orleans Parish Criminal Justice Accountability Report Spring 2009 – Supplemental Exhibits and Statistics" at <http://www.metropolitancrimecommission.org/html/documents/NOC.JSOversightProjectSpring2009-SupplementalExhibits.pdf>