



# METROPOLITAN CRIME COMMISSION

## ORLEANS PARISH CRIME BULLETIN

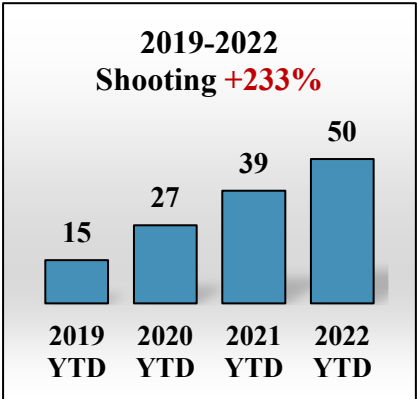
### ORLEANS CRIME TRENDS 2019-2022

*As of January 30, 2022*

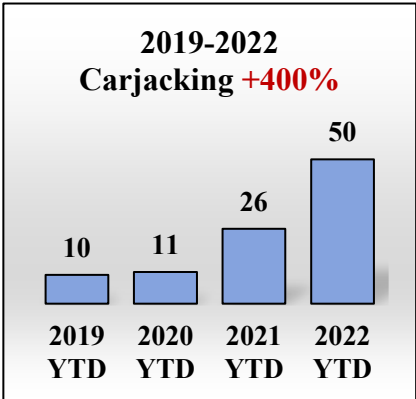
Click for  
[2022 Homicide Map](#)



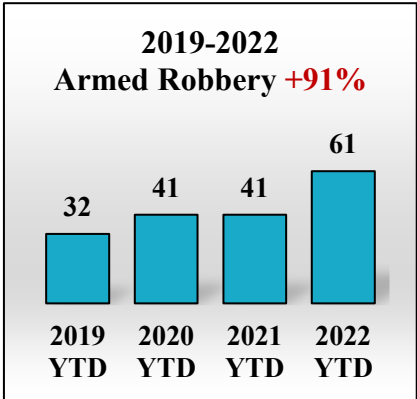
Click for  
[2022 Shooting Map](#)



Click for  
[2022 Carjacking Map](#)



Click for  
[2022 Robbery Map](#)



Offense	2019-2022 Change	2020-2022 Change	2021-2022 Change	2019 YTD	2020 YTD	2021 YTD	2022 YTD
Homicide	<b>+120%</b>	<b>+57%</b>	<b>+57%</b>	10	14	14	22
Shooting	<b>+233%</b>	<b>+85%</b>	<b>+28%</b>	15	27	39	50
Carjacking	<b>+400%</b>	<b>+355%</b>	<b>+92%</b>	10	11	26	50
Armed Robbery	<b>+91%</b>	<b>+49%</b>	<b>+49%</b>	32	41	41	61

Source: City of New Orleans Calls for Service 2022