



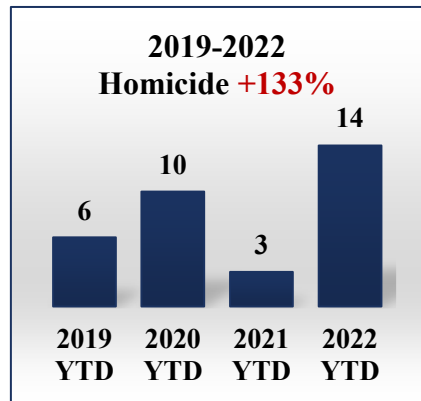
METROPOLITAN CRIME COMMISSION

ORLEANS PARISH CRIME BULLETIN

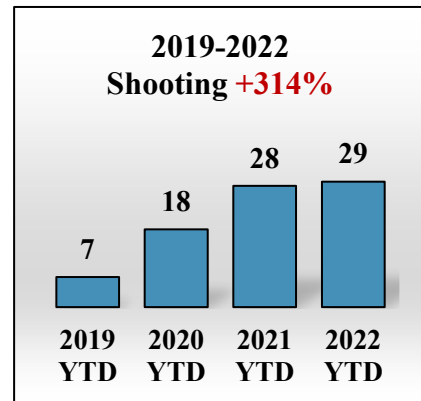
ORLEANS CRIME TRENDS 2019-2022

January 17, 2022

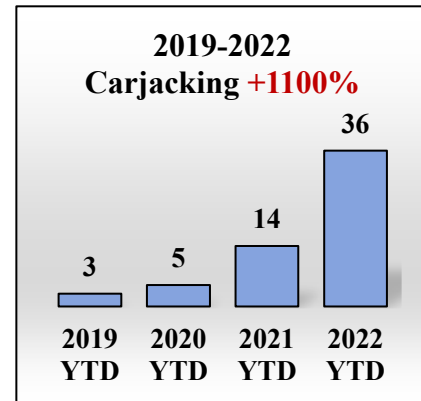
[Click for 2022 Homicide Map](#)



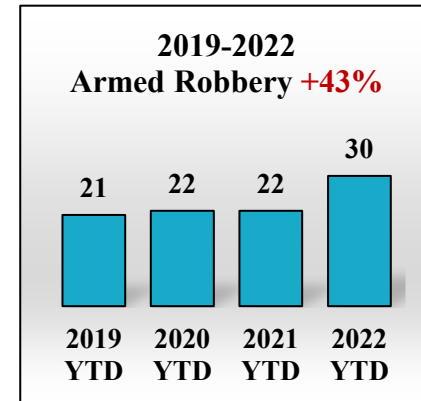
[Click for 2022 Shooting Map](#)



[Click for 2022 Carjacking Map](#)



[Click for 2022 Robbery Map](#)



Offense	2019-2022 Change	2020-2022 Change	2021-2022 Change	2019 YTD	2020 YTD	2021 YTD	2022 YTD
Homicide	+133%	+40%	+367%	6	10	3	14
Shooting	+314%	+61%	+4%	7	18	28	29
Carjacking	+1100%	+620%	+157%	3	5	14	36
Armed Robbery	+43%	+36%	+36%	21	22	22	30