



METROPOLITAN CRIME COMMISSION

ORLEANS PARISH CRIME BULLETIN

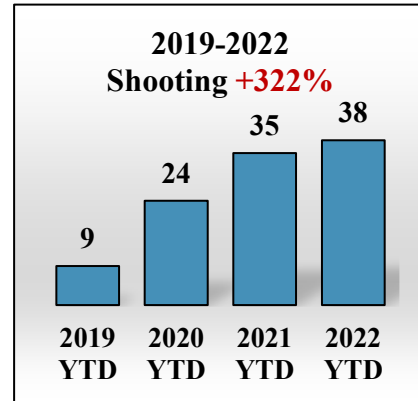
ORLEANS CRIME TRENDS 2019-2022

Week of January 23, 2022

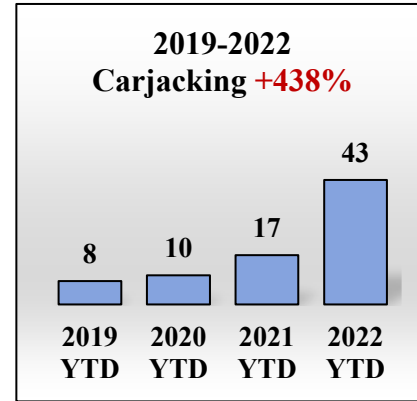
[Click for 2022 Homicide Map](#)



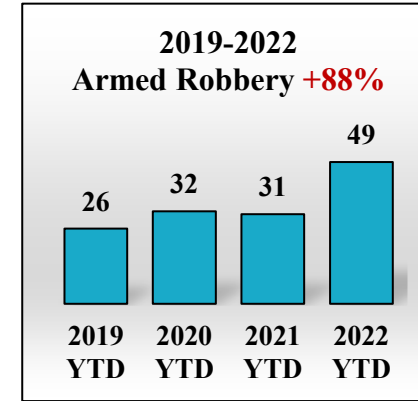
[Click for 2022 Shooting Map](#)



[Click for 2022 Carjacking Map](#)



[Click for 2022 Robbery Map](#)



Offense	2019-2022 Change	2020-2022 Change	2021-2022 Change	2019 YTD	2020 YTD	2021 YTD	2022 YTD
Homicide	+138%	+73%	+138%	8	11	8	19
Shooting	+322%	+58%	+9%	9	24	35	38
Carjacking	+438%	+330%	+153%	8	10	17	43
Armed Robbery	+88%	+53%	+58%	26	32	31	49

Source:
City of New Orleans
Calls for Service 2022